



FAST FACTS




MARICOPA
COMMUNITY
COLLEGES®

Chandler-Gilbert | Estrella Mountain | GateWay | Glendale | Mesa
Paradise Valley | Phoenix | Rio Salado | Scottsdale | South Mountain
Corporate College | Maricopa Skill Center | SouthWest Skill Center

Our Mission

The Maricopa Community Colleges provide access to higher education for diverse students and communities. We focus on learning through:

- University Transfer Education
- General Education
- Developmental Education
- Workforce Development
- Student Development Services
- Continuing Education
- Community Education
- Civic Responsibility
- Global Engagement



Dr. Rufus Glasper, Chancellor

Our Vision

A Community of Colleges...
Colleges for the Community
...working collectively and
responsibly to meet the life-long
learning needs of our diverse
students and communities.

We Value

Community

Excellence

Honesty and Integrity

Inclusiveness

Innovation

Learning

Responsibility

Stewardship



The Maricopa County Community College District (MCCCD) is one of the largest community college systems in the nation. The district consists of ten colleges, two skill centers, a corporate college, and numerous centers and satellites located throughout the Greater Phoenix, Arizona area.

Chandler-Gilbert

Estrella Mountain

GateWay

Glendale

Mesa

Paradise Valley

Phoenix

Rio Salado

Scottsdale

South Mountain

Corporate College

Maricopa Skill Center

SouthWest Skill Center

Student Profiles

Almost 224,000 credit students and about 32,000 special interest students attended a Maricopa Community College in 2012-2013.



Fall 2013

Average Age	26
-------------	----

Gender

Female	55%
--------	-----

Male	44%
------	-----

Undeclared	1%
------------	----

Student Enrollment

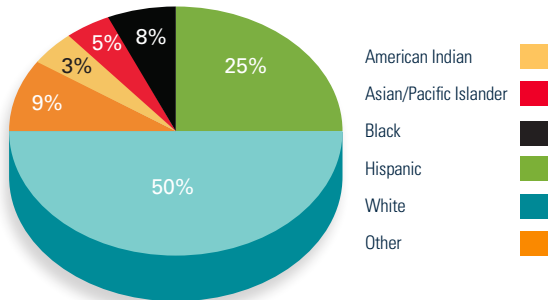
Full-time	28%
-----------	-----

Part-time	72%
-----------	-----

Credit Hours

Average Class Load	7.9 hours
--------------------	-----------

Ethnicity – Fall 2013



Educational Intent Fall 2013

Transfer	40%
Workforce	31%
Personal Interest	14%
High School Student	12%
University Student	2%
Undeclared	1%



Prior Educational Experience

(Fall 2013)

No College or University	41%
--------------------------	-----

Some College or University—No Degree	31%
--------------------------------------	-----

Associate's Degree	3%
--------------------	----

Bachelor's Degree	4%
-------------------	----

Master's Degree	2%
-----------------	----

Unkown	19%
--------	-----



Residency

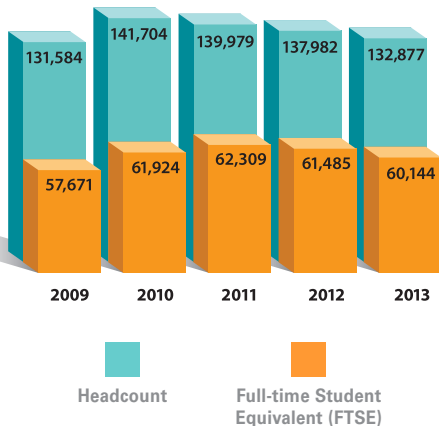
(Fall 2013)

Student Residency Classification

Maricopa County	
Resident	92%
Out-of-County	3%
Out-of-State	5%

Fall 2013

Fall 45th Day 5-Year Trend



Programs and Degrees

Maricopa Community Colleges offer Associate's Degrees in Arts, Business, Science, General Studies, and Applied Science.

Students seeking expertise in a specific occupation can pursue numerous Associate's of Applied Science degrees or Certificates of Completion.

Students who plan to transfer may complete the 35-credit hour Arizona General Education Curriculum Certificate (AGEC).

Continuing and Community Education non-credit classes meet the life-long learning needs of the community.

Courses with Highest Credit-Hour Enrollment

1. ENG101 First-Year Composition
2. PSY101 Introduction to Psychology
3. MAT121 Intermediate Algebra
4. ENG102 First-Year Composition
5. MAT187 Precalculus
6. CIS105 Survey Computer Info Systems
7. MAT151 College Algebra/Functions
8. CDP150 Strategies for College Success
9. CHM130 Fundamental Chemistry
10. ENG091 Fundamentals of Writing

*Based on Fall 2013 Full-time Student Equivalent

24,449 awards were granted in 2012-2013 with some students earning more than one award.



Top Areas of Study:

- General Studies
- Healthcare & Related Programs
- Business, Management, Marketing & Related Services
- Physical Sciences
- Visual & Performing Arts
- Computer & Information Sciences
- Protective Services
- Education
- Engineering
- Family and Human Services



MARICOPA
COMMUNITY
COLLEGES®

Tuition Rates 2013-2014

County Resident per Hour	\$81
Out of County Resident per Hour	\$334
Out of State Resident per Hour	\$322
Registration Fee per Semester	\$15

Fall 2013

45th Day Headcount and Full-Time Student Equivalent (FTSE) by College

College	Headcount	FTSE
Chandler-Gilbert	14,399	7,854
Estrella Mountain	8,832	4,569
GateWay	6,440	2,749
Glendale	20,872	11,218
Mesa	23,678	12,026
Paradise Valley	9,477	4,642
Phoenix	12,676	6,338
Rio Salado	21,472	3,355
Scottsdale	10,313	5,058
South Mountain	4,718	2,335
Maricopa District (Sum of Colleges)	132,877	60,144



2012-2013 Degrees and Certificates Conferred

Transfer Degrees	6,590
Transfer Certificates	6,194
Occupational Awards	11,665
Total Awards	24,449

The Foundation

The Maricopa Community Colleges Foundation raises money to provide support for scholarships, programs and services that advance the mission of the Maricopa Community Colleges.

In 2012-2013, 3.9 million dollars in gifts from more than 2,700 donors were received by the Maricopa Community Colleges Foundation, and 72 new funds were created.



www.maricopa.edu/foundation



Since its inception in 1977, the Maricopa Community Colleges Foundation has awarded more than 24 million dollars in scholarships.

Workforce Development

The Maricopa Community Colleges are recognized leaders in the Greater Phoenix area for regional workforce development initiatives. The colleges help fulfill the job training needs of a variety of employers throughout Maricopa County.

MCCCD plays a vital role in enhancing the region's competitive strength and economic vitality by providing skilled workers for high demand careers such as nursing, allied health, protective services, and information technology.



www.maricopa.edu/workforce

One of the largest providers
of job training in Arizona

Leaders of business and
industry workforce training
for more than five decades



Transfers to Universities

- More than 11,100 students transferred from MCCCDC with 12 or more credits from Maricopa Colleges and enrolled in a 4-year college/university the following year (2012-13).*
- More than 7,000 students transferred to an Arizona public university in 2012-13.**
- More than 8,300 students with MCCCDC credit earned a bachelor's degree from an Arizona public university in the 2011-12 school year (the most current data available).**

*Source National Student Clearinghouse

**Source: AZ State System for info on Student Transfer (ASSIST)

Workforce Training*

In calendar year 2013, the Maricopa Community Colleges partnered with more than 700 organizations in the public and private sectors to provide workforce training.

*Source: MCCCDC Office of Business and Workforce Development

Employees

Full-time Faculty	1,576
Adjunct Faculty	5,306
Administration, Clerical, and Support Staff	3,091
Total Employees	9,973

* Data taken from the 2012-2013 IPEDS — Human Resource Report for MCCC. Full-time faculty includes residential faculty, temporary faculty, and other full-time instructional staff.



2013 – 2014 Financial Overview

Operating Budget
\$715,029,047

2012 – 13 Revenues by Source

Property Tax	38%
Tuition & Fees	20%
Bond Proceeds	19%
Grants and Contracts	13%
Prior Bond Proceeds	7%
Transfers & Other Revenue	2%
State Appropriations	1%

Millions of students have attended a Maricopa Community College since 1963.



In 2013, the three major national bond rating agencies continued to award MCCCCD their highest “Triple A” ratings for the District’s general obligation bonds.



Meet Success.

Quality Instruction

University Transfer

Career Training

Dual Enrollment Programs

Affordable Tuition/Financial Aid

Online and Classroom Learning

Locations Throughout the Valley

Connect With Us



maricopa.edu



**MARICOPA
COMMUNITY
COLLEGES®**

Chandler-Gilbert | Estrella Mountain | GateWay | Glendale | Mesa
Paradise Valley | Phoenix | Rio Salado | Scottsdale | South Mountain
Corporate College | Maricopa Skill Center | SouthWest Skill Center

The Maricopa County Community College District is an EEO/AA institution and an equal opportunity employer of protected veterans and individuals with disabilities.