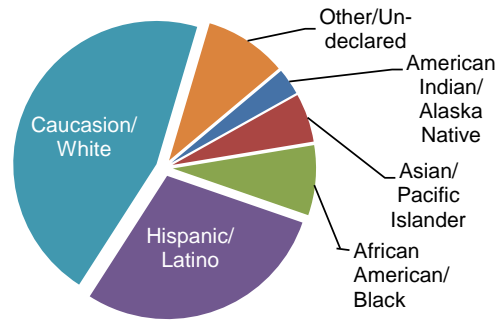


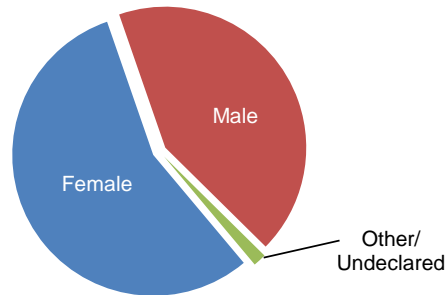


- ◇ Sum of Colleges Headcount: 111,347
- ◇ System-wide Unduplicated Headcount: 106,486
- ◇ Full-time Student Equivalents (FTSE): 48,724
- ◇ Average Full-Time Credit Hours: 13.8
- ◇ Average Part-Time Credit Hours: 5.9
- ◇ Total Average Credit Hours: 8.2

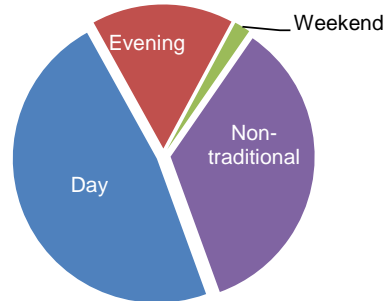
Ethnicity	
American Indian/Alaska Native	3.0%
Asian/Pacific Islander	5.5%
African American/Black	7.9%
Hispanic/Latino	28.8%
Caucasion/White	45.5%
Other/Undeclared	9.3%



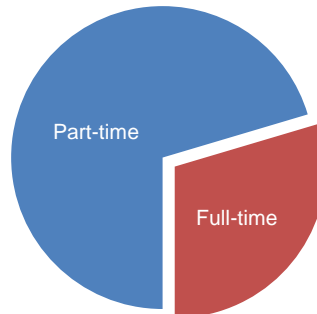
Gender	
Female	55.8%
Male	42.7%
Other/Undeclared	1.5%



Primary Time of Attendance	
Day	47.5%
Evening	15.9%
Weekend	1.8%
Non-traditional	34.8%



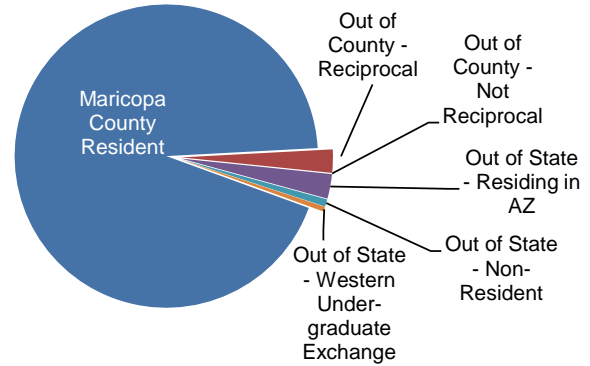
Enrollment Status	
Part-time	70.4%
Full-time	29.6%



MCCCD Student Profile: Spring 2017 45th Day (continued)

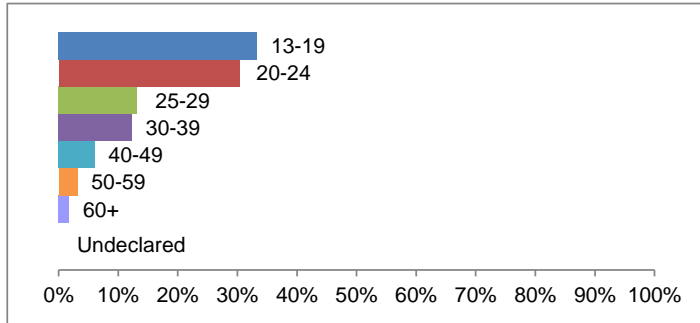
Residency

Maricopa County Resident	93.6%
Out of County - Reciprocal	2.5%
Out of County - Not Reciprocal	< 0.1%
Out of State - Residing in AZ	2.6%
Out of State - Non-Resident	0.8%
Out of State - Western Undergraduate Exchange	0.5%



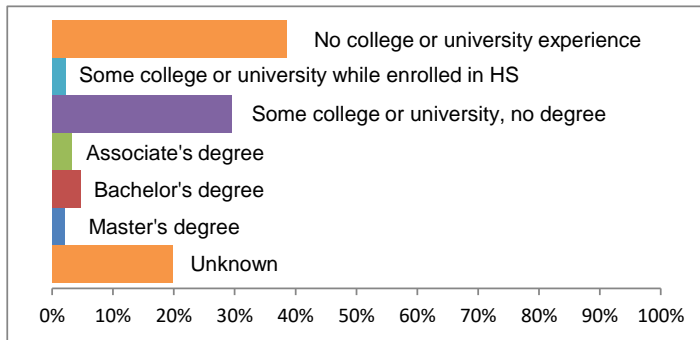
Enrollment by Age Group

13-19	33.3%
20-24	30.4%
25-29	13.1%
30-39	12.3%
40-49	6.0%
50-59	3.2%
60+	1.7%
Undeclared	< 0.1%



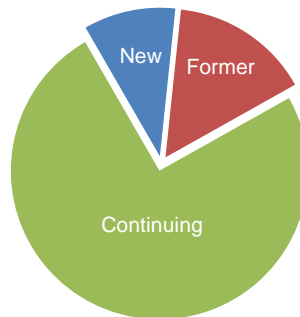
Prior College Experience

No college or university experience	38.6%
Some college while enrolled in HS	2.2%
Some college or university, no degree	29.5%
Associate's degree	3.2%
Bachelor's degree	4.7%
Master's degree	2.0%
Undeclared	19.8%



New, Former, or Continuing

New	10.0%
Former	15.2%
Continuing	74.8%



Educational Intent

Transfer	38.3%
Workforce	25.6%
High School Dual/Concurrent Enrollment	17.3%
Fulfilling University Requirement	2.8%
Personal Interest	11.7%
Undeclared	4.3%

